

## Results

### 60m Women

**16 FEB 2008 / Start Time: 18:10**

Rank	Name	Nat	Lane	Fn	Result
1	NABOKINA Svetlana	RUS	1		7.24
2	SAILER Verena	GER	8	F1	7.26 PB
3	BAHDANOVICH Hanna	BLR	5		7.31 =PB
4	BRZEZINSKA Iwona	POL	3		7.41
5	SHTANHYEYEVA Iryna	UKR	6		7.43
6	CALÌ Vincenza	ITA	7		7.45
7	VOUAUX Natacha	FRA	2		7.58 SB
8	ESPAÑA Julia	ESP	4		7.61

### 400m Women

#### Combined result

**16 FEB 2008 / Start Time: 17:00**

Rank	Name	Nat	Lane	Reaction time	Result
1	ZYKINA Olesya	RUS	3	0.191	51.91
2	PYHYDA Nataliya	UKR	6		52.42
3	KARPIESIUK Agnieszka	POL	4		53.09 PB
4	TILGNER Jonna	GER	3	0.164	53.87
5	SIGÈRE Thélia	FRA	4		53.87 PB
6	MILANI Marta	ITA	6		55.04
7	FERNÁNDEZ Susana	ESP	5	0.241	55.12 SB
8	VIADZERNIKAVA Krystsina	BLR	5		56.18

### 400m Women

#### Heat 1 (2)

**16 FEB 2008 / Start Time: 17:00**

Rank	Name	Nat	Lane	Reaction time	Result
1	ZYKINA Olesya	RUS	3	0.191	51.91
2	PYHYDA Nataliya	UKR	6		52.42
3	KARPIESIUK Agnieszka	POL	4		53.09 PB
4	VIADZERNIKAVA Krystsina	BLR	5		56.18

Intermediate times: 200m 23.91 ZYKINA Olesya (RUS)

### 400m Women

#### Heat 2 (2)

**16 FEB 2008 / Start Time: 17:05**

Rank	Name	Nat	Lane	Reaction time	Result
1	TILGNER Jonna	GER	3	0.164	53.87
2	SIGÈRE Thélia	FRA	4		53.87 PB
3	MILANI Marta	ITA	6		55.04
4	FERNÁNDEZ Susana	ESP	5	0.241	55.12 SB

Intermediate times: 200m 25.18 SIGÈRE Thélia (FRA)

**Women  
Cup Results**

16 FEB 2008

**Final Results**

Event	RUS		GER		ESP		POL		ITA		BLR		UKR		FRA	
60m	9	(1)	7	(2)	1	(8)	5	(4)	3	(6)	6	(3)	4	(5)	2	(7)
400m	9	(1)	5	(4)	2	(7)	6	(3)	3	(6)	1	(8)	7	(2)	4	(5)
800m	5	(4)	4	(5)	6	(3)	9	(1)	7	(2)	1	(8)	3	(6)	2	(7)
1500m	9	(1)	5	(4)	7	(2)	2	(7)	1	(8)	6	(3)	3	(6)	4	(5)
3000m	9	(1)	6	(3)	5	(4)	4	(5)	7	(2)	1	(8)	3	(6)	2	(7)
60m Hurdles	6	(3)	4	(5)	9	(1)	2	(7)	5	(4)	7	(2)	1	(8)	3	(6)
High Jump	6	(3)	9	(1)	7	(2)	3	(6)	5	(4)	2	(7)	4	(5)	1	(8)
Long Jump	9	(1)	2	(7)	7	(2)	4	(5)	3	(6)	5	(4)	6	(3)	1	(8)
Shot Put	6	(3)	9	(1)	1	(8)	4	(5)	7	(2)	5	(4)	2	(7)	3	(6)
Relay 4-3-2-1 Laps	9	(1)	2	(7)	5	(4)	6	(3)	3	(6)	7	(2)	4	(5)	1	(8)
<b>total</b>	<b>77</b>	<b>(1)</b>	<b>53</b>	<b>(2)</b>	<b>50</b>	<b>(3)</b>	<b>45</b>	<b>(4)</b>	<b>44</b>	<b>(5)</b>	<b>41</b>	<b>(6)</b>	<b>37</b>	<b>(7)</b>	<b>23</b>	<b>(8)</b>

**Results**
**800m Women**
**16 FEB 2008 / Start Time: 17:25**

Rank	Name	Nat	Lane	Result
1	SETOWSKA-DRYK Ewelina	POL	5	2:01.50 PB
2	CUSMA PICCIONE Elisa	ITA	1	2:01.73
3	MARTÍNEZ Mayte	ESP	6	2:02.57
4	SHAPAYEVA Mariya	RUS	3	2:03.13
5	HARTMANN Jana	GER	2	2:04.16
6	HLADUN-NESTERENKO Zoya	UKR	8	2:04.21
7	FALHUN Carine	FRA	4	2:04.87 PB
8	KATOVICH Maryna	BLR	7	2:05.47 =PB

**Intermediate times:** 400m 1:00.50 CUSMA PICCIONE Elisa (ITA)

**1500m Women**
**16 FEB 2008 / Start Time: 18:25**

Rank	Name	Nat	Order	Result
1	CHUMAKOVA Olesya	RUS	4	4:15.28
2	DESVIAT Esther	ESP	7	4:16.56
3	KAREIVA Natallia	BLR	8	4:16.74 PB
4	MÖLDNER Antje	GER	3	4:18.19 SB
5	LOZANO Jennifer	FRA	5	4:19.29 PB
6	MISHCHENKO Anna	UKR	1	4:19.32 SB
7	MIERNIK Agnieszka	POL	6	4:32.43
8	NICHETTI Chiara	ITA	2	4:33.31

**Intermediate times:** 400m 1:10.70 KAREIVA Natallia (BLR)  
800m 2:21.89 CHUMAKOVA Olesya (RUS)  
1200m 3:27.77 CHUMAKOVA Olesya (RUS)


**3000m Women**
**16 FEB 2008 / Start Time: 17:45**

Rank	Name	Nat	Order	Result
1	SIDORCHENKOVA Yelena	RUS	1	8:57.78
2	WEISSTEINER Silvia	ITA	7	8:58.94
3	MOCKENHAUPT Sabrina	GER	8	9:00.26
4	MORATÓ Rosa María	ESP	4	9:08.53
5	PLIS Renata	POL	3	9:10.81
6	SKLYARENKO Oksana	UKR	6	9:15.23 PB
7	MOUTHON Elodie	FRA	2	9:23.67
8	KUDZELICH Sviatlana	BLR	5	9:54.25

**Intermediate times:** 1000m 3:05.17 SIDORCHENKOVA Yelena (RUS)  
2000m 6:06.94 SIDORCHENKOVA Yelena (RUS)

**60m Hurdles Women**
**16 FEB 2008 / Start Time: 18:55**

Rank	Name	Nat	Lane	Result
1	ONYIA Josephine	ESP	8	7.93 CR
2	VALADZKO Yauhenia	BLR	1	8.07
3	DEKTYAREVA Tatyana	RUS	5	8.10
4	CATTANEO Micol	ITA	3	8.11
5	RITZ Judith	GER	4	8.16
6	RUET Aurore	FRA	6	8.41
7	TOKARSKA Kaja	POL	7	8.45
8	ZABRODSKA Nataliya	UKR	2	8.53

**INTERNET Service: [www.european-athletics.org](http://www.european-athletics.org)**
**Timing, Measurement and Data Service by  OMEGA**

printed at SAT 16 FEB 2008 19:45

Page 2 of 4

## Results

### High Jump Women

**16 FEB 2008 / Start Time: 17:15**

Rank	Name	Nat	Order	Result									
1	FRIEDRICH Ariane	GER	5							2.00	=CR		
2	BEITIA Ruth	ESP	1							1.98	=SB		
3	KIVIMYAGI Tatyana	RUS	6							1.95			
4	DI MARTINO Antonietta	ITA	4							1.92			
5	HOLOSHA Olena	UKR	3							1.89			
6	STEPANIUK Kamila	POL	8							1.89	PB		
7	CHUPROVA Volha	BLR	2							1.80			
8	PARMENTIER Marion	FRA	7							1.75	SB		
				1.70	1.75	1.80	1.85	1.89	1.92	1.95	1.98	2.00	2.02
1	FRIEDRICH Ariane			-	-	-	o	-	o	o	xo	xxo	xxx
2	BEITIA Ruth			-	-	o	-	o	xo	o	xo	xxx	
3	KIVIMYAGI Tatyana			-	o	o	o	o	o	o	o	xxx	
4	DI MARTINO A			-	-	o	o	o	o	xxx			
5	HOLOSHA Olena			-	o	o	o	o	xxx				
6	STEPANIUK Kamila			-	o	o	o	xo	xxx				
7	CHUPROVA Volha			o	o	xxo	xxx						
8	PARMENTIER Marion			o	xxo	xxx							

### Long Jump Women


**16 FEB 2008 / Start Time: 18:20**

Rank	Name	Nat	Order	Result				
1	KOLCHANOVA Lyudmila	RUS	7				6.60	
2	MONTANER Concepción	ESP	2				6.57	
3	RYBALKO Viktoriya	UKR	4				6.51	SB
4	SHUTKOVA Veranika	BLR	3				6.44	
5	TRYBANSKA Malgorzata	POL	1				6.36	
6	CANELLA Valeria	ITA	5				6.34	
7	BAUSCHKE Melanie	GER	6				6.34	
8	AUGE Amélie	FRA	8				6.17	
				1	2	3	4	
1	KOLCHANOVA L			6.59	6.55	6.48	6.60	
2	MONTANER C			x	x	6.57	6.49	
3	RYBALKO Viktoriya			6.44	6.51	x	6.42	
4	SHUTKOVA Veranika			6.32	6.44	x	6.29	
5	TRYBANSKA M			6.31	6.23	6.36	x	
6	CANELLA Valeria			6.02	x	6.33	6.34	
7	BAUSCHKE Melanie			6.34	6.29	x	6.29	
8	AUGE Amélie			6.17	6.17	x	x	

### Shot Put Women

**16 FEB 2008 / Start Time: 18:05**

Rank	Name	Nat	Order	Result	
1	HINRICHS Denise	GER	7	17.84	SB
2	LEGNANTE Assunta	ITA	6	17.74	
3	GAUS Oksana	RUS	8	17.27	
4	LEANTSIUK Yulia	BLR	4	17.06	
5	SOBIESZEK Magdalena	POL	2	16.32	
6	CÉRIVAL Jessica	FRA	1	15.85	SB
7	DEHTYAR Viktoriya	UKR	5	15.26	
8	QUINTANAL Irache	ESP	3	14.84	

**INTERNET Service: [www.european-athletics.org](http://www.european-athletics.org)**
**Timing, Measurement and Data Service by  OMEGA**

printed at SAT 16 FEB 2008 19:45

Page 3 of 4

## Results


### Shot Put Women (cont.)

		1	2	3	4
1	HINRICHS Denise	17.84	17.25	17.73	17.48
2	LEGNANTE Assunta	17.58	17.74	x	17.24
3	GAUS Oksana	16.79	17.27	x	16.37
4	LEANTSIUK Yulia	16.32	17.06	x	16.23
5	SOBIESZEK M	x	16.32	x	16.18
6	CÉRIVAL Jessica	15.85	x	15.84	x
7	DEHTYAR Viktoriya	13.86	15.04	15.26	14.70
8	QUINTANAL Irache	x	14.84	x	x

### Relay 4-3-2-1 Laps Women

**16 FEB 2008 / Start Time: 19:05**

Rank	Nat	Nation	Lane	Result
1	RUS	Russia	8	4:43.22
1 - PALIYENKO Tatyana (83)      2 - FIROVA Tatyana (82) 3 - GUSHCHINA Yuliya (83)      4 - KAPACHINSKAYA A (79)				
2	BLR	Belarus	4	4:48.25
1 - USOVICH Sviatlana (80)      2 - KHLIUSTAVA Iryna (78) 3 - KOZAK Anna (74)      4 - SHULIAK Anastasia (83)				
3	POL	Poland	2	4:53.23
1 - SOWINSKA Agnieszka (87)      2 - PSKIT Malgorzata (76) 3 - PROKOPEK Grazyna (77)      4 - JESCHKE Marta (86)				
4	ESP	Spain	3	4:54.86
1 - FUENTES-PILA M (82)      2 - PÉRIZ Elián (84) 3 - FORCADELL Laia (82)      4 - ESPAÑA Julia (83)				
5	UKR	Ukraine	5	4:56.12
1 - SHEVCHENKO Anzhela (87)      2 - LUPU Nataliya (87) 3 - RABCHENYUK A (83)      4 - SHTANHYEYEVA Iryna (82)				
6	ITA	Italy	6	4:56.44
1 - CUSMA PICCIONE E (81)      2 - RIVA Antonella () 3 - SIRTOLI Eleonora (87)      4 - ARCIONI Giulia (86)				
7	GER	Germany	7	4:56.93
1 - HILLER Julia (87)      2 - TILGNER Jonna (84) 3 - NWACHUKWU Sorina (87)      4 - NAUMANN Katharina (85)				
8	FRA	France	1	5:00.09
1 - TAVARES LAURA (80)      2 - VIALLE TAVERNE M (86) 3 - LACORDELLE M (87)      4 - BARRE Elodie (86)				

**INTERNET Service: [www.european-athletics.org](http://www.european-athletics.org)**
**Timing, Measurement and Data Service by  OMEGA**

printed at SAT 16 FEB 2008 19:45

Page 4 of 4