



CONVENTION

Lausanne 2018

Workshop I


Competition Calendar & World Rankings

Carlo De Angeli, IAAF


IAAF WORLD RANKINGS

- Background and Timeline
- Why
- How do they work
- Facts & Figures
- Feedback and Working Group conclusions
- World Rankings and qualification to major events

WORLD RANKINGS – BACKGROUND



- **1979**
 - Elite invents scoring tables and base for a new ranking system
- **Until 2000**
 - Elite develops and refines a ranking system
- **2000-2006**
 - IAAF adopts World Rankings
- **2007-2017**
 - World Rankings on all-athletics.com
- **2018**
 - IAAF World Rankings



WORLD RANKINGS – TIMELINE

2017

2018



Apr



3 Nov



5-6 Mar



FEEDBACK

Until Sep



11 Oct

Sep

16 Nov



Feb

30 Mar

Nov



WORLD RANKINGS TESTING AND REVIEW SITE

WORLD RANKINGS MEN'S 100M (50M-55M-60M)

As of 18 Oct 2018

PLACE	PLACED	COMPETITOR	DOB	NAT	SCORE	SCORED	EVENT LIST
1		Christian COLKHA	01 MAR 1991	USA	10.64		[100m (60m ind)]
2		Russell BAKER	15 OCT 1993	USA	10.64		[100m]
3		Benjamin SUI	29 AUG 1993	CHN	10.61		[100m (60m ind)]
4		Shane PRITCHETT	20 FEB 1994	USA	10.60		[100m]



WORLD RANKINGS – WHY?

- More **EFFECTIVE** way of identifying the best athletes in each event by rewarding:
 - consistent performances during the season
 - competition against stronger opponents
- Bring **CLARITY** to the competition structure
 - Help establish and consolidate a hierarchy of competitions from national through to area and up to global events
 - Stimulate the best athletes to support the best competitions

WORLD RANKINGS – KEY PRINCIPLES

- Need to compete a minimum of **5 times during the ranking period** (normally 12 months – longer and/or fewer times for distance events and CE) with ranking based on the **average** of best 5 competitions.
- **Bonus points** are awarded depending on finishing position and strength of opponents (placing score)
- *Competitions must be sanctioned by the MF and comply with **IAAF Rules***
- *Published every Wednesday*
- *To be timely and effective, IAAF MUST receive the full results of all competitions (statistics@iaaf.org)*

WORLD RANKINGS – HOW DO THEY WORK?

- Each competition awards a **Performance score** composed of:
 - **result score** (measured time, height or distance and translated into points with scoring tables)
 - **placing score** (points awarded for final position) which varies depending on category of competition

Competition	Results	Result Score	Place	Placing Score	Performance Score
IAAF World Championships	10.05	1189	8	185	1374
IAAF Diamond League	10.10	1172	4	140	1312
IAAF World Challenge	10.10	1172	4	100	1272
National Championships	10.12	1165	1	100	1265
Area Permit Meeting (2 nd tier)	10.10	1172	4	40	1212
Ranking Score (average of 5 performance scores)					1287

WORLD RANKINGS – TESTING & REVIEW SITE

Since March 2018: <https://worldrankings-staging.aws.iaaf.org>

WORLD RANKINGS TESTING AND REVIEW SITE

SEITO YAMAMOTO

HOME WORLD RANKINGS WORLD RANKINGS RULES

WORLD RANKINGS MEN'S POLE VAULT

FILTER WORLD RANKINGS

GENDER: Male | EVENT GROUP: Men's Pole Vault | AREAS/COUNTRY: World

[VIEW ATHLETE PROFILE](#)

Average of Performance Scores: 1190
Ranking Score: 1190

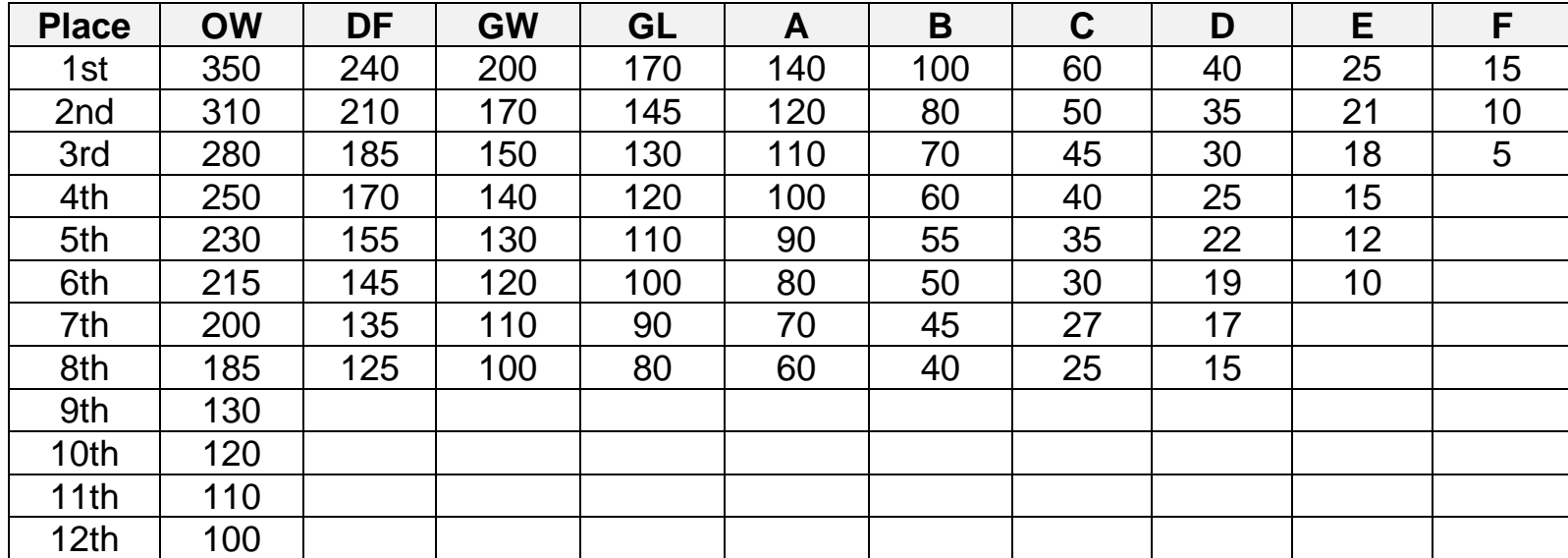
DATE	COMPETITION	CNT.	CAT.	EVENT	TYPE	PL.	RESULT	R.SC	WR	PL.SC	PF.SC
23 JUN 2018	Yamaguchi Japan Ch.	JPN	B	Pole Vault	F	1.	5.70	1184	100	1284	
20 MAY 2018	Osaka Golden Grand Prix 2018	JPN	A	Pole Vault	F	4.	5.40	1102	100	1202	
25 FEB 2018	Clermont-Ferrand All Star Perche	FRA	D	Pole Vault	F	11.	5.60	1157	0	1157	
30 JUN 2018	Paris Meeting	FRA	GW	Pole Vault	F	9.	5.60	1157	0	1157	
08 JUL 2018	Sapporo JPN-CHN-KOR Match	JPN	E	Pole Vault	F	1.	5.50	1129	25	1154	

1 2 3 > >>

As of 28 Aug 2018

PLACE	[PLACE]	COMPETITOR	DOB	NAT	SCORE	[SCORE]	EVENT LIST
1		Sam KENDRICKS	07 SEP 1992	USA	1433		Pole Vault
2		Armand DUPLANTIS	10 NOV 1999	SWE	1404		Pole Vault
3		Renaud LAVILLENIE	18 SEP 1986	FRA	1403		Pole Vault [Pole Vault ind.]
4		Piotr LISEK	16 AUG 1992	POL	1372		Pole Vault [Pole Vault ind.]

WORLD RANKINGS – PLACING SCORES (CURRENT)



Place	OW	DF	GW	GL	A	B	C	D	E	F
1st	350	240	200	170	140	100	60	40	25	15
2nd	310	210	170	145	120	80	50	35	21	10
3rd	280	185	150	130	110	70	45	30	18	5
4th	250	170	140	120	100	60	40	25	15	
5th	230	155	130	110	90	55	35	22	12	
6th	215	145	120	100	80	50	30	19	10	
7th	200	135	110	90	70	45	27	17		
8th	185	125	100	80	60	40	25	15		
9th	130									
10th	120									
11th	110									
12th	100									

WORLD RANKINGS – COMPETITION HIERARCHY

■ One day meetings:

- IAAF Meetings (DL, IWC) DF - A
- Area Permit (two or three levels) B - D
- National Permit (two levels) E - F

■ Championships and Games:

- OG / WCH OW
- Area Senior Championships and Major Games GL - A
- *National Championships* B
- Other Championships and Games B - E

WORLD RANKINGS – COMPETITIONS PROCESSED (2017)

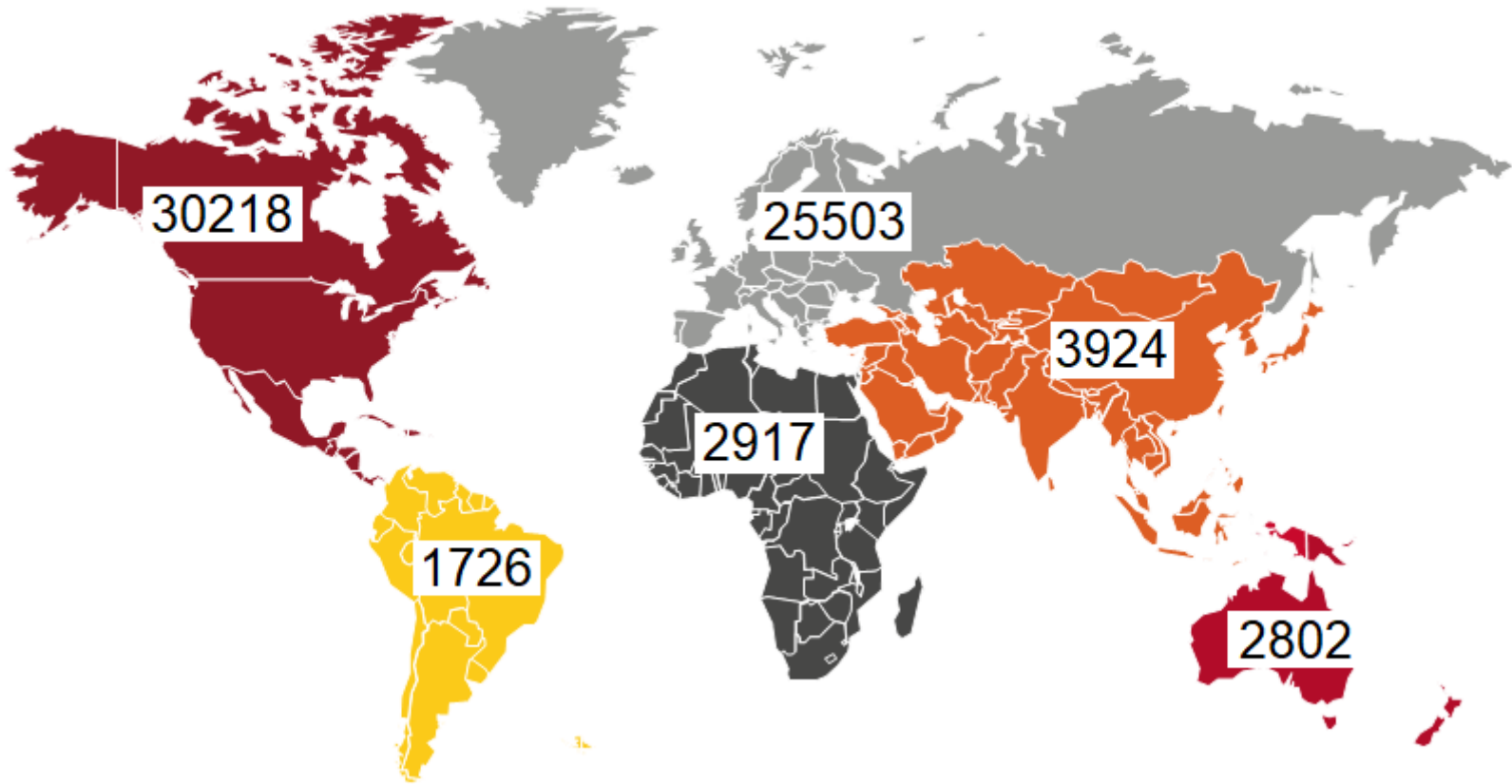
TRACK & FIELD COMPETITIONS (7,461) – Worldwide

Category	Competition	Number
OW	WCH / OG	1
DF	DL FINALS	2
GW	WAS / DL	12
GL	AREA CH. / IAAF RW-CE-HT CHALLENGE	4
A	GAMES / IWC / WIT	15
B	APM / NAT CH.	138
C	AREA 2nd TIER	35
D	AREA 3rd TIER / NAT CH. 2nd TIER	72
E	NAT PERMIT INTL	182
F	NAT PERMIT DOMESTIC	7000

ALL COMPETITIONS (9,940) – by Area

AFR: 360, ASI: 544, EUR: 5522, NAM: 2751, OCE: 377, SAM: 386

WORLD RANKINGS – RANKED ATHLETES (AS AT 5 SEP. 2018)



WORLD RANKINGS – RANKED IN EUROPE (AS AT 5 SEP. 2018)

ALB	7	ESP	1899	ITA	2511	POL	1020
AND	8	EST	308	KOS	3	POR	469
ARM	3	FIN	968	LAT	191	ROU	247
AUT	309	FRA	2610	LIE	1	RUS	636
AZE	10	GBR	2248	LTU	257	SLO	294
BEL	831	GEO	7	LUX	36	SMR	13
BIH	52	GER	2520	MDA	17	SRB	163
BLR	261	GIB	6	MKD	4	SUI	752
BUL	127	GRE	477	MLT	9	SVK	254
CRO	244	HUN	816	MNE	25	SWE	979
CYP	42	IRL	418	MON	3	TUR	374
CZE	928	ISL	35	NED	634	UKR	590
DEN	277	ISR	78	NOR	532		

WORLD RANKINGS – FEEDBACK RECEIVED

■ Generally well supported

- Concept of ranking based on several performances and different “weights” depending on level of competition is preferred over single performance

■ Challenge to the complexity of the calculations (similar events, wind and date corrections, etc.)

- These try to reflect reality and also offer corrective parameters which can help differentiate results and scores (break ties)

■ Access to scoring opportunities

- Concern especially outside Europe but opportunity for development of Area Competition Programmes
- Entry process for one day meetings to be more transparent and respectful of athletes’ ranking position

WORLD RANKINGS – FEEDBACK RECEIVED (CONT.)

■ Quality of competition levels within same category

- Athletes participating in the same category *should* face similarly strong opponents worldwide
- Placing scores based on “real” strength too complicated and points at stake unknown in advance
- Must work according to categories balancing need to:
 - ensure level competition
 - respect the prestige of the competition, where this is an important factor
 - ensure that access to quality competitions is reasonably available to anyone

■ International Calendar

- Must provide an international events calendar with corresponding World Rankings category

■ Clarifications requested in connection with Doha 2019 qualification system

WORLD RANKINGS – WORKING GROUP CONCLUSIONS

■ Area Permit meetings

- Develop a globally harmonised structure based on a “grid”

Category	AFR	ASI	EUR	NAM	SAM
B	2	3	2	2	3
C	5	6	19	5	3
D	3	1	8	10	13
Total	10	10	29	17	19

■ Access to one-day meeting

- Establish regulations for one-day meeting organisers

■ More scoring opportunities at major events (with deep fields)

- In OW, DF, DL and GL categories, placing scores awarded to top 16 (in OW) and top 12

WORLD RANKINGS – WORKING GROUP CONCLUSIONS (CONT.)

■ **Worldwide categorisation consolidation:**

- All Area Senior Outdoor Championships in “GL”
- All National Championships in “B”
- All “full” Area Games, in principle, in “A”
- Three-tier Area Permit Meetings across all Areas with grid

■ **European Competitions:**

- Balkan Senior Outdoor Championships to “B”
- Finnkampen to “D”
- Baltic Countries Outdoor Championships to “D”

■ **National Permit Competitions:**

- Need to distinguish between E (international) and F (domestic standard) with quotas

EUROPEAN COMPETITION PROGRAMME

CHAMPIONSHIPS AND GAMES

- **GL - European Championships**
- **A - European Games**
- **A - European Indoor Championships**
- **A - European Race Walking Cup**
- **B, C, D - European Team Championships: SL, 1st, 2nd, 3rd League**
- **B, C, D - European Cup CE: SL, 1st, 2nd League**
- **B - Balkan Senior Outdoor Championships**
- **C - European Cup 10,000m**
- **C - European Throwing Cup**
- **C/D - European U23 and U20 Championships**
- **D - European Clubs Cup**
- **E - European Youth Olympic Festival**
- **E - Balkan U20 Championships**

WORLD RANKINGS – QUALIFICATION FOR WCH 2019

- **Qualification system** available on iaaf.org – key elements:
 - Target numbers by event
 - Max 3 per country (plus wild card)
 - MF decides on final entry
 - Possibility for entry of unqualified athletes unchanged

- **Ranking period:**
 - Most events: 7 September 2018 – 6 September 2019 (12 months)
 - Distance and CE: 7 March 2018 – 6 September 2019 (18 months)
 - *Proposal to implement an earlier ranking deadline for Marathon and RW (e.g. 30 June): to be discussed at Competition Commission in early December*

WORLD RANKINGS – QUALIFICATION FOR WCH 2019 (CONT.)

■ **Entry Standards**

- safety net for top athletes unable to qualify through World Rankings – to be approved by the IAAF Council in December

■ **Dedicated Doha 2019** World Ranking Lists

- will be implemented starting February 2019 showing only performance scores which are achieved in the Doha 2019 respective ranking periods

■ **Simulation** from 2017-2018 World Rankings

- List of hypothetical athletes qualified by Member Federation from 2017-2018 World Rankings based on 2019 target numbers to be made available on iaaf.org

WORLD RANKINGS – COMPARE WITH LONDON 2017

AREA	London 2017		Ranking 2018	
	<i>Countries (all) Q</i>	<i>Athletes (all) Q</i>	<i>Countries Q</i>	<i>Athletes Q</i>
AFR	(49) 23	(260) 234	25	218
ASI	(41) 19	(202) 180	23	202
EUR	(48) 39	(759) 750	41	910
NAM	(30) 17	(343) 330	21	321
OCE	(17) 4	(91) 78	2	72
SAM	(13) 12	(114) 113	12	115
Totals	(198) 114	(1769) 1685	124	1830

WORLD RANKINGS – NEXT MILESTONES

- Confirm 2018-2019 **Area Competition programme** – Championships and One Day meetings – ongoing
- **Amend Ranking System** and categorisation of competitions – ongoing (ready by 1 November)
- Publication of **new version of World Rankings** based on revised system (operating retroactively from 1 January 2018) – no earlier than Wednesday 6 November
- Launch “**IAAF World Rankings**” on iaaf.org – to be confirmed
- Gather from MF international standard national permit competitions for E category – ongoing depending on timing of national calendars
- Publish International calendar with Ranking Categories (OW to D/E) – from mid-November and systematically updated



CONVENTION

Lausanne 2018

Thank you

Workshop I
Competition Calendar & World Rankings

Carlo De Angeli, IAAF